

## MOVIPREP INSTRUCTIONS – split dose

PROCEDURE DATE \_\_\_\_\_ ARRIVAL TIME \_\_\_\_\_ LOCATION \_\_\_\_\_ SCOPE TIME \_\_\_\_\_

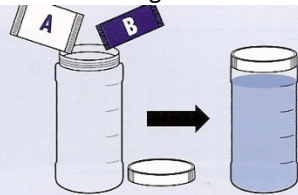
**PLEASE READ THE FOLLOWING INSTRUCTIONS CAREFULLY.** \*Be sure to fill your prescription of Moviprep at the pharmacy at least 5 days prior to procedure in case it will need to be ordered. This will ensure you have it in time for your preparation.

### A. DAY BEFORE PROCEDURE (24 hours):

1. Remain on a clear liquid diet all day. A clear liquid diet includes: Regular or decaffeinated tea, coffee (no dairy products), carbonated colas, clear sodas, sport drinks (no red/orange/ or purple), juices (apple, grape, and cranberry), Jell-O (no red, orange, or purple), popsicles (plain, not creamy or fruity), fat free broth, and bouillon. **No dairy products or liquids containing red, orange, or purple coloring!**


2. Mix the first liter of Moviprep in supplied container and refrigerate for later. Follow mixing instructions below:

- Empty 1 Pouch A and 1 Pouch B into the disposable container
- Add lukewarm drinking water to the top line of the container. Mix to dissolve



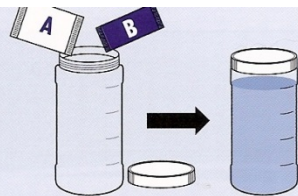
3. Drink the first liter of Moviprep at between 2 – 5 p.m. as listed below. Be sure to drink additional clear fluids afterwards.

- The MoviPrep container is divided by 4 marks. Every 15 minutes, drink the solution down to the next mark (approximately 8 oz), until the full liter is complete
- Drink 16 oz of the clear liquid of your choice



4. Mix second liter of Moviprep after the first liter is completely finished. Use the supplied container again and refrigerate for later. Follow mixing instructions below:


- Empty 1 Pouch A and 1 Pouch B into the disposable container
- Add lukewarm drinking water to the top line of the container. Mix to dissolve



### B. DAY OF PROCEDURE:

1. Drink second liter of Moviprep at \_\_\_\_\_ a.m. (least 3 – 4 hours prior to your arrival time.) Be sure to drink additional fluids afterwards.

- The MoviPrep container is divided by 4 marks. Every 15 minutes, drink the solution down to the next mark (approximately 8 oz), until the full liter is complete
- Drink 16 oz of the clear liquid of your choice



*(continued on reverse side)*

**GASTROINTESTINAL INSTITUTE, LLC  
ILLINOIS GASTROENTEROLOGY, LTD.**

Stephen S. Matter, M.D.

On: \_\_\_\_\_  
Arrive at: \_\_\_\_\_:\_\_\_\_\_ AM/PM  
At: \_\_\_\_\_  
For your \_\_\_\_\_:\_\_\_\_\_ AM/PM Test

2. You may continue to drink clear liquids up to 2 hours before the procedure. Do not eat anything the morning of the procedure. Arrive at designated location at the scheduled time. Unless you are instructed differently, you may take routine medications in the morning at least 2 hours before the procedure with small amounts of water. **YOU MUST HAVE SOMEONE DRIVE YOU HOME. YOU MAY NOT GO HOME BY BUS OR TAXICAB!** Please call the office with any other questions.

**STOP DRINKING AT \_\_\_\_\_**

2/2009